

Scaled data based on original data using  
LM-79-08 Approved Method: Electrical and Photometric Measurements of Solid-  
State Lighting Products

Test Report Prepared for  
Cooper Lighting Solutions  
(formerly Eaton)

Brand: McGRAW-EDISON

Report Number: P200303

Luminaire Tested: **GPC-AF-01-LED-E1-SL4-7050-HSS**

Issue Date: 3/3/2020

**Test Information**

Test Method: LM-79-08  
Report Number: P200303  
TEST IS SCALED FROM IESNA LM-79-08 TEST DATA (P24301)  
Test Lab: INNOVATION CENTER P2  
Issue Date: 3/3/2020  
Manufacturer: COOPER LIGHTING SOLUTIONS (FORMERLY EATON)  
Product Line: MCGRAW-EDISON  
Catalog Number: GPC-AF-01-LED-E1-SL4-7050-HSS  
Description: GALLEON PEDESTRIAN LUMINAIRE  
(1) 70 CRI, 5000K, 1050mA LIGHTSQUARE WITH 16 LEDS EACH AND TYPE IV SPILL  
LIGHT ELIMINATOR OPTICS WITH HOUSE SIDE SHIELD  
Light Source: -  
Ballast/Driver: ELECTRONIC DRIVER

**Summary**

Lumens per Lamp: N/A  
Luminaire Lumens: 5160 lumens  
Efficiency: N/A  
Efficacy: 87.5 lumens/watt  
Luminous Opening: Rectangular (W 0.5' x L: 0.5' x H: 0')  
IES Classification: Type IV - Short - Semi-Cutoff  
BUG Rating: B0 - U0 - G2

Input Watts (W): 59  
Input Voltage (V): NR  
Input Current (Ain): NR  
Voltage Rise (V): NR  
Power Factor: NR  
Total Harmonic Distortion (THDi): NR  
Frequency (hertz): 60  
Stabilization Time: NR  
Operation Time: NR  
Ambient Temperature (°C): NR  
Test Distance: 25 FT

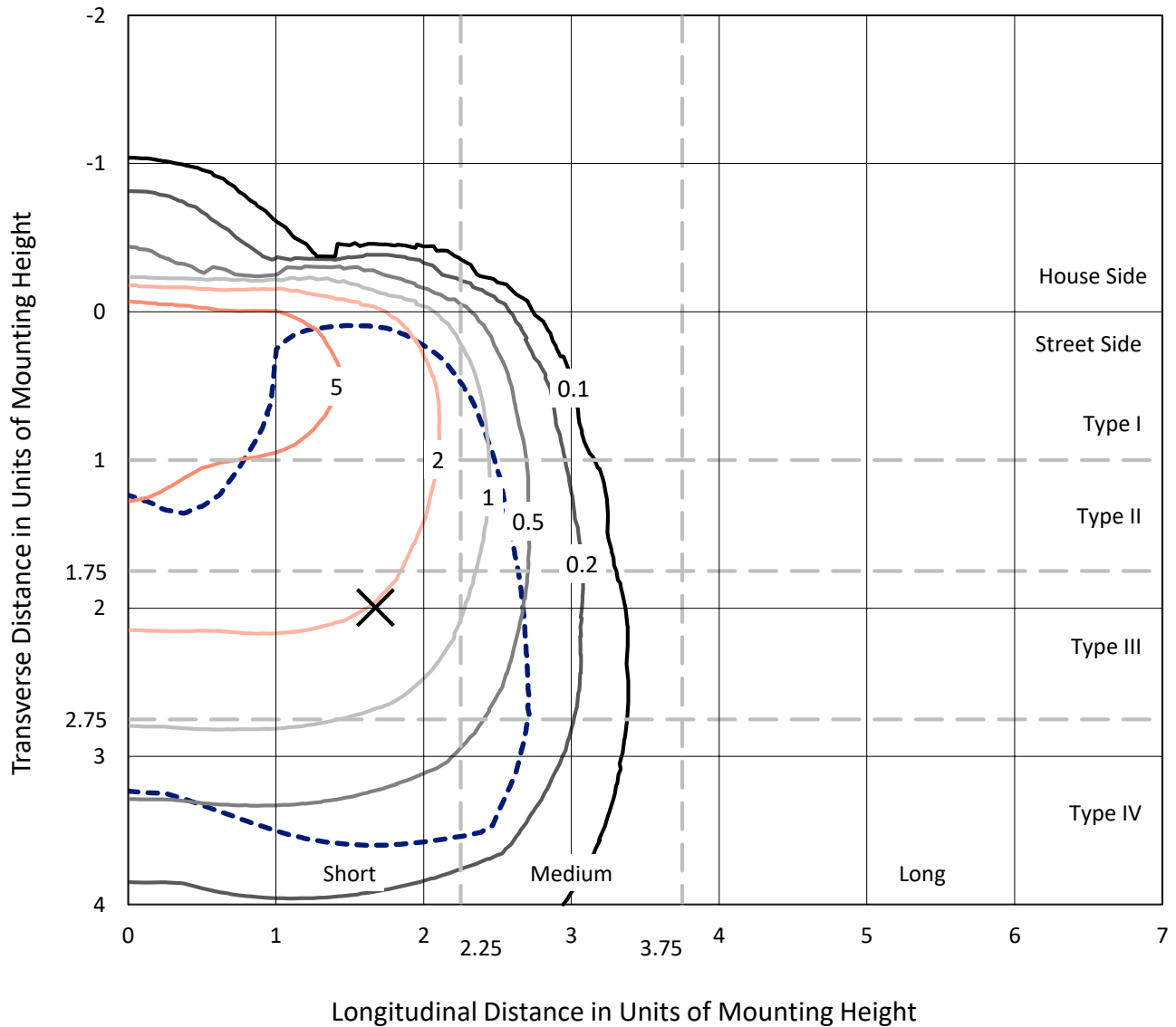


REPORT NUMBER: P200303

CATALOG NUMBER: GPC-AF-01-LED-E1-SL4-7050-HSS

### Iso-Footcandle Lines of Horizontal Illumination

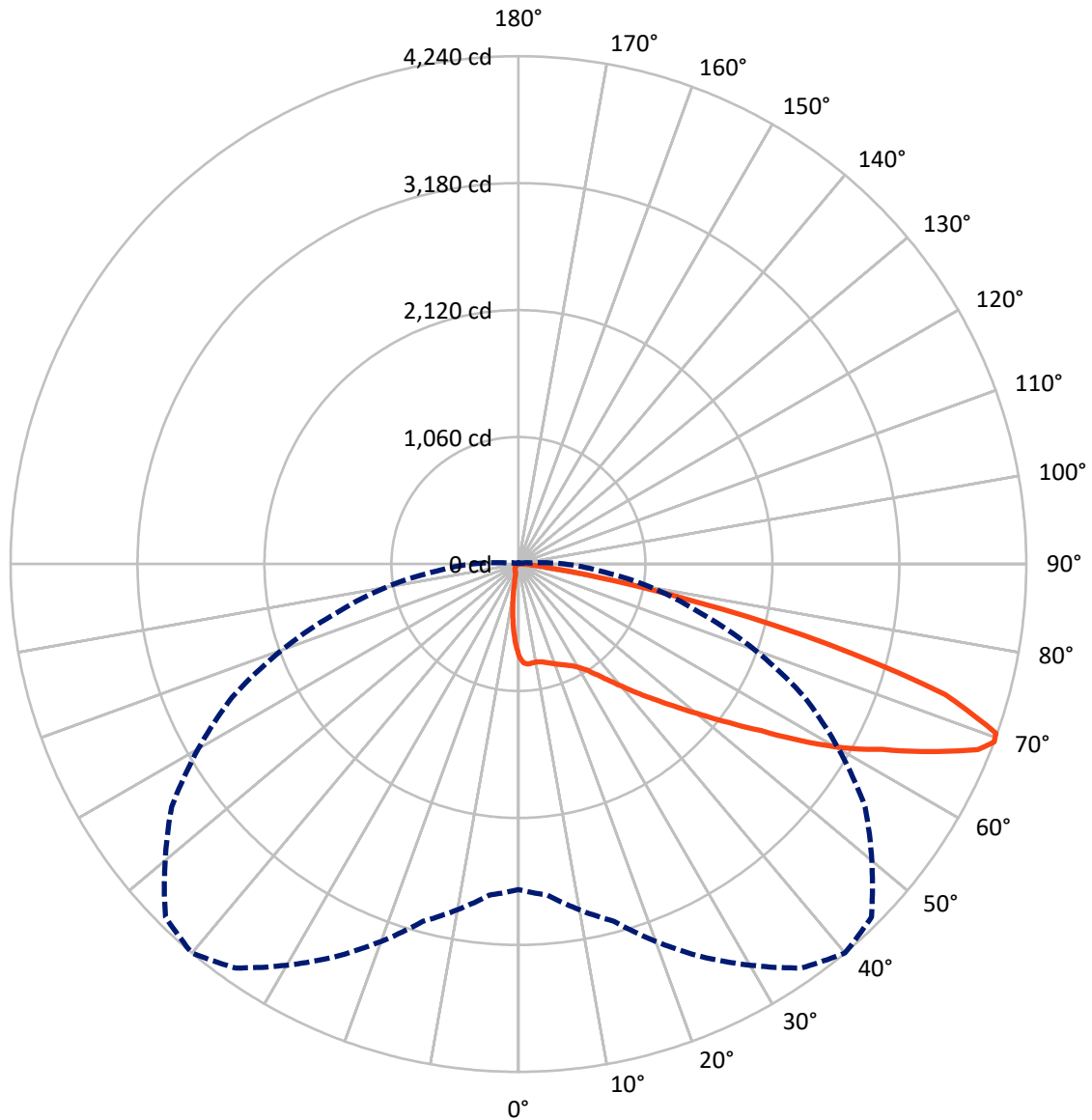
✕ Max cd  
 - - - 1/2 Max cd



Based on 10 foot mounting height. Maximum calculated value = 8.4 fc  
 Type IV - Short - Semi-Cutoff

REPORT NUMBER: P200303  
CATALOG NUMBER: GPC-AF-01-LED-E1-SL4-7050-HSS

### Luminous Intensity Polar Plot



— Vertical Plane Through 40-Deg Lateral    - - - Horizontal Cone Through 69-Deg Vertical

REPORT NUMBER: P200303

CATALOG NUMBER: GPC-AF-01-LED-E1-SL4-7050-HSS

**FLUX DISTRIBUTION:**

		Downward	Upward	Total
<b>House Side</b>	Lumens	301.9	0.0	301.9
	% Fixture	5.9	0.0	5.9
<b>Street Side</b>	Lumens	4858.1	0.0	4858.1
	% Fixture	94.1	0.0	94.1
<b>Total</b>	Lumens	5160.0	0.0	5160.0
	% Fixture	100.0	0.0	100.0

**ZONAL LUMENS:**

Zone	Lumens	% Fixture
0°-10°	62.5	1.2
10°-20°	153.7	3.0
20°-30°	258.9	5.0
30°-40°	423.8	8.2
40°-50°	733.9	14.2
50°-60°	1155.9	22.4
60°-70°	1509.6	29.3
70°-80°	777.5	15.1
80°-90°	84.1	1.6
90°-100°	0.0	0.0
100°-110°	0.0	0.0
110°-120°	0.0	0.0
120°-130°	0.0	0.0
130°-140°	0.0	0.0
140°-150°	0.0	0.0
150°-160°	0.0	0.0
160°-170°	0.0	0.0
170°-180°	0.0	0.0
0°-90°	5160.0	100.0
0°-180°	5160.0	100.0

**Coefficient of Utilization**



REPORT NUMBER: P200303

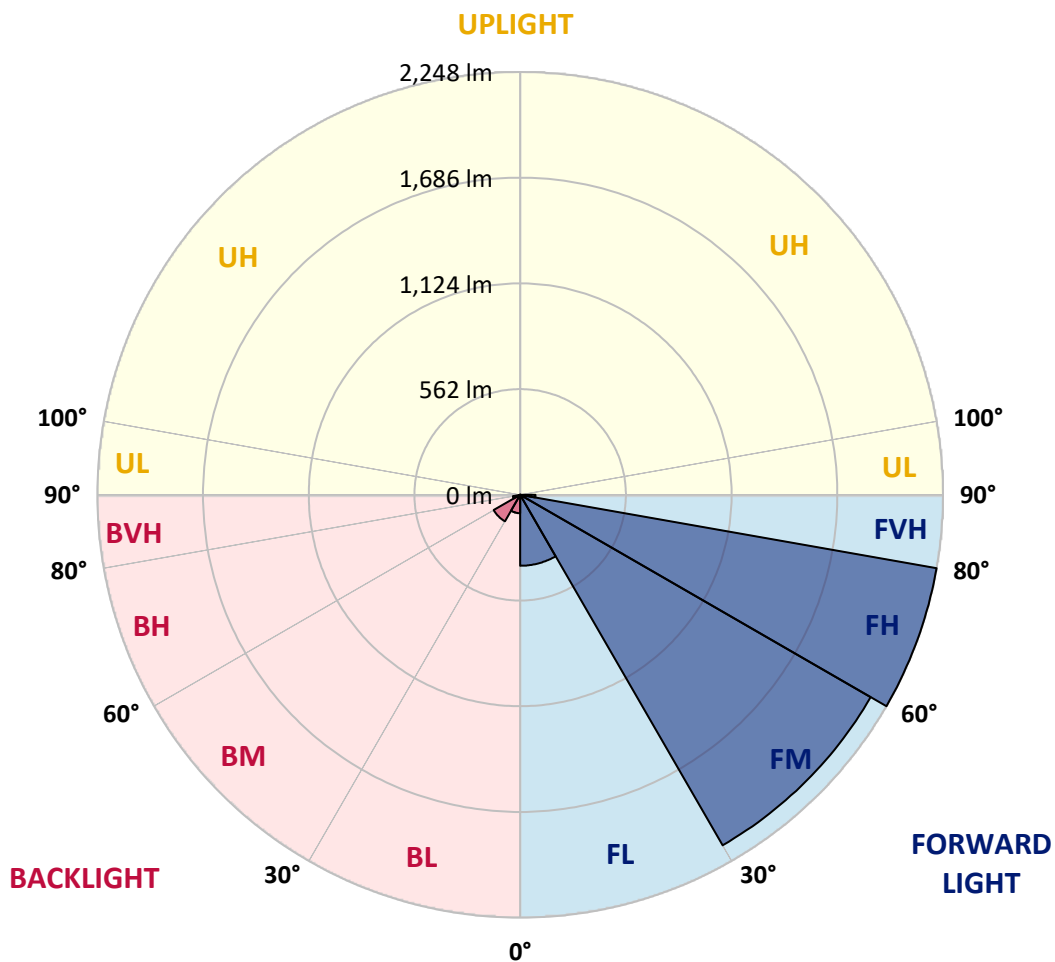
CATALOG NUMBER: GPC-AF-01-LED-E1-SL4-7050-HSS

**LUMINAIRE CLASSIFICATION SYSTEM LUMEN TABLE AND BUG RATING:**

Zone		Lumens	% Fixture	Zone Rating/Lumen Limit		
				B	U	G
FL	(0°-30°)	377.3	7.3			
FM	(30°-60°)	2151.4	41.7			
FH	(60°-80°)	2247.9	43.6			G2/5000
FVH	(80°-90°)	81.5	1.6			G1/100
BL	(0°-30°)	97.8	1.9	B0/110		
BM	(30°-60°)	162.3	3.1	B0/220		
BH	(60°-80°)	39.2	0.8	B0/110		G0/110
BVH	(80°-90°)	2.6	0.1			G0/10
UL	(90°-100°)	0.0	0.0		U0/0	
UH	(100°-180°)	0.0	0.0		U0/0	

**BUG Rating: B0-U0-G2**

Type IV Short





REPORT NUMBER: P200303

CATALOG NUMBER: GPC-AF-01-LED-E1-SL4-7050-HSS

**CANDELA DISTRIBUTION (FULL):**

	0°	5°	15°	25°	35°	40°	45°	55°	65°	75°	85°
0°	770.9	770.9	770.9	770.9	770.9	770.9	770.9	770.9	770.9	770.9	770.9
2.5°	846.5	841.9	839.1	835.4	830.8	826.8	825.3	813.9	803.2	788.4	771.5
5°	862.2	860.6	855.7	850.8	845.3	839.1	835.7	822.2	806.9	785.4	755.9
7.5°	863.7	861.8	855.7	848.9	841.3	833.9	828.1	814.5	800.4	778.6	742.7
10°	861.2	859.1	854.5	847.1	837.6	830.5	824.7	811.8	799.8	780.1	740.2
12.5°	858.5	856.3	854.2	850.5	842.2	837.3	832.4	820.1	809.3	792.7	749.1
15°	861.2	860.0	862.5	860.9	856.3	852.0	847.1	836.0	826.2	812.4	765.4
17.5°	872.9	872.9	880.6	881.5	877.2	871.1	864.0	852.9	844.6	833.0	784.8
20°	900.2	899.3	909.1	911.0	900.5	891.0	880.6	867.1	860.6	853.2	803.8
22.5°	947.2	942.9	948.8	946.9	926.3	911.6	898.7	882.1	878.7	875.4	825.0
25°	1008.4	1005.9	1009.9	991.8	955.5	935.6	920.2	901.5	901.5	904.8	848.9
27.5°	1097.1	1087.9	1074.4	1042.4	988.1	962.6	946.0	926.0	931.3	943.9	880.6
30°	1188.0	1177.9	1146.9	1097.7	1027.7	1001.0	981.6	960.7	973.0	996.1	923.0
32.5°	1277.7	1266.4	1222.4	1160.4	1084.5	1057.8	1039.1	1016.0	1036.6	1075.3	985.0
35°	1364.6	1354.5	1303.8	1230.7	1160.1	1138.0	1120.8	1100.8	1127.2	1181.3	1072.5
37.5°	1462.3	1451.3	1389.5	1310.3	1251.9	1235.9	1223.4	1203.4	1249.5	1328.7	1194.5
40°	1582.4	1563.7	1480.4	1401.5	1358.2	1350.5	1341.9	1339.1	1410.7	1520.4	1357.0
42.5°	1720.0	1689.3	1575.6	1497.6	1474.9	1480.4	1478.3	1490.6	1612.5	1758.7	1554.8
45°	1857.6	1818.0	1681.6	1600.2	1603.3	1622.6	1634.6	1683.8	1865.3	2032.1	1767.6
47.5°	1974.3	1935.3	1783.3	1711.1	1748.0	1786.0	1818.6	1911.7	2125.1	2301.1	1933.2
50°	2074.1	2037.3	1891.1	1833.0	1916.0	1977.4	2030.2	2168.1	2404.6	2506.0	2049.3
52.5°	2155.8	2131.3	2002.9	1972.8	2107.9	2197.9	2275.3	2440.6	2652.2	2672.5	2139.6
55°	2235.4	2217.9	2123.0	2138.9	2333.4	2455.9	2553.9	2729.6	2865.3	2811.3	2226.2
57.5°	2326.9	2310.9	2260.0	2349.6	2629.8	2783.9	2890.8	2985.7	3053.0	2953.2	2307.9
60°	2420.3	2411.1	2412.3	2583.7	2970.1	3118.1	3177.1	3201.7	3237.3	3086.8	2312.5
62.5°	2509.4	2526.9	2586.5	2844.2	3296.0	3409.6	3439.4	3463.7	3421.9	3108.0	2136.5
65°	2660.2	2688.7	2830.9	3192.8	3654.4	3776.0	3806.7	3723.5	3451.1	2834.0	1737.8
67.5°	2733.9	2786.1	3039.8	3517.7	4002.1	4137.2	4125.9	3740.4	3096.9	2161.1	1115.2
69°	2718.5	2774.1	3088.0	3617.2	4117.6	4240.1	4167.9	3533.7	2638.4	1565.5	684.6
70°	2657.7	2713.9	3063.1	3613.5	4132.3	4229.4	4089.9	3278.5	2230.8	1144.7	428.2
72.5°	2219.4	2267.9	2719.4	3266.2	3806.7	3727.8	3421.6	2271.3	1087.0	311.8	96.4
75°	1366.2	1393.2	1951.3	2460.5	2875.2	2672.5	2279.6	1130.0	324.0	88.2	53.4
77.5°	721.8	734.1	1068.2	1450.3	1822.6	1508.1	1168.4	440.8	149.3	55.3	38.7
80°	426.6	435.8	575.3	663.1	788.7	658.8	467.2	270.6	106.9	34.7	34.4
82.5°	244.2	250.0	417.1	368.6	310.8	265.4	232.5	256.5	64.2	23.3	35.6
85°	89.7	90.9	234.7	280.4	184.9	110.0	115.5	212.5	17.2	14.7	28.0
87.5°	41.8	40.9	120.7	171.7	108.1	69.7	90.0	46.7	6.8	9.5	7.7
90°	0.0	0.0	0.0	0.0	0.0	0.0	0.0	0.0	0.0	0.0	0.0



REPORT NUMBER: P200303

CATALOG NUMBER: GPC-AF-01-LED-E1-SL4-7050-HSS

**CANDELA DISTRIBUTION (continued):**

	90°	95°	105°	115°	125°	135°	145°	155°	165°	175°	180°
0°	770.9	770.9	770.9	770.9	770.9	770.9	770.9	770.9	770.9	770.9	770.9
2.5°	761.7	750.4	729.8	708.6	687.1	670.5	654.2	641.3	637.0	629.0	629.6
5°	738.4	717.5	674.5	630.9	585.4	547.9	512.6	484.1	470.2	456.1	456.1
7.5°	718.1	687.7	620.4	549.5	476.1	414.3	358.7	317.0	293.9	275.5	275.2
10°	710.4	669.3	575.3	473.6	371.3	287.2	221.1	178.8	157.0	142.8	142.2
12.5°	713.8	662.8	540.6	403.6	275.2	184.6	128.1	100.7	91.5	87.2	87.2
15°	723.6	661.0	505.9	335.1	194.4	115.5	85.1	77.7	77.1	77.1	77.1
17.5°	735.6	661.6	470.2	268.4	132.4	82.6	73.4	72.5	73.1	73.1	73.1
20°	747.9	661.9	431.8	206.7	93.4	71.9	69.1	68.8	69.4	69.4	69.7
22.5°	762.9	663.4	393.5	154.5	77.1	67.9	65.7	65.7	66.0	66.0	65.7
25°	780.1	666.5	353.5	114.6	70.3	65.1	63.3	63.0	63.3	63.0	62.7
27.5°	801.6	670.8	309.0	89.7	67.3	62.4	60.8	60.8	60.5	60.2	59.9
30°	828.7	675.7	258.9	76.2	64.2	59.9	58.4	58.1	57.7	57.1	57.1
32.5°	869.8	686.5	209.5	69.1	60.8	56.5	55.3	55.3	54.7	54.1	53.8
35°	933.1	707.7	165.2	64.8	57.1	52.8	51.3	51.3	50.7	50.4	50.1
37.5°	1020.6	739.9	128.4	60.8	53.4	48.8	47.3	47.0	46.4	45.8	45.5
40°	1137.0	779.8	101.1	57.1	49.8	44.8	43.6	43.0	41.8	40.9	40.9
42.5°	1283.2	825.3	82.0	53.1	45.5	41.2	40.2	39.3	37.2	36.2	35.9
45°	1436.2	866.1	69.4	48.5	41.2	37.5	36.9	35.3	32.6	31.6	31.6
47.5°	1546.5	875.7	61.1	44.2	37.2	33.5	33.2	30.4	28.0	27.3	27.0
50°	1615.3	856.9	54.4	39.9	33.5	29.8	28.9	25.5	24.0	23.3	23.0
52.5°	1661.6	823.5	48.8	36.2	30.1	26.4	24.3	21.8	20.6	20.0	20.0
55°	1698.8	776.2	43.3	32.9	27.3	23.7	20.6	18.7	17.5	16.9	16.9
57.5°	1709.3	712.0	37.8	30.1	24.6	20.9	17.5	16.3	14.7	14.4	14.4
60°	1633.4	596.2	33.5	26.7	22.1	18.1	15.4	13.8	12.3	12.0	11.7
62.5°	1433.4	461.3	29.5	23.7	19.4	15.7	13.2	11.4	10.1	10.1	10.1
65°	1093.4	309.3	25.8	20.6	16.9	13.2	11.4	9.2	8.6	8.6	8.9
67.5°	654.5	168.3	22.1	17.5	14.4	11.1	9.5	8.0	7.7	8.0	8.0
69°	383.6	98.9	20.0	15.7	12.6	9.8	8.3	7.1	7.7	8.0	8.0
70°	236.8	66.7	18.4	14.1	11.4	8.9	7.7	6.8	7.4	7.7	7.7
72.5°	66.0	34.4	14.7	11.1	9.2	7.4	6.1	6.1	7.1	7.4	7.4
75°	43.0	25.5	11.4	8.3	7.1	5.8	5.2	5.8	6.8	7.1	7.1
77.5°	35.6	20.9	9.2	6.8	5.8	5.5	4.9	5.2	6.1	6.5	6.5
80°	32.6	14.7	7.4	6.1	5.2	4.9	4.6	4.3	5.5	5.8	5.8
82.5°	31.0	11.7	6.5	5.5	4.9	4.3	4.0	4.3	4.9	5.2	5.5
85°	19.4	7.7	5.8	5.2	4.3	4.0	4.0	4.0	4.6	4.9	4.9
87.5°	7.1	6.1	5.2	4.3	3.7	3.7	3.7	3.7	4.0	4.6	4.6
90°	0.0	0.0	0.0	0.0	0.0	0.0	0.0	0.0	0.0	0.0	0.0

(END OF REPORT)